

# AKER HORIZONS

---

Second-quarter results 2022

12 July 2022



# Main developments

## **Aker Carbon Capture advances projects and awarded new FEED**

Brevik project progressing, with first equipment installed in Brevik  
Started construction of Just Catch modular carbon capture plant at Twence waste-to-energy  
Awarded FEED for SSE Thermal and Equinor's Keadby 3 Carbon Capture Power Station

## **Mainstream and Aker Offshore Wind combination to create an industry-leader in offshore wind**


Deep complementary capabilities combining technical, development and execution track record  
Signed agreements for combination of Mainstream and AOW, closing expected in August  
Strong financial position; closed EUR 575m equity injection and USD 114m sale of Aela

## **Aker Horizons Asset Development established to originate and develop hydrogen-based assets**

Civil works initiated in Narvik to prepare for green industrial activity  
JV with Nordkraft to develop sites for power-intensive industries in Northern Norway  
Partnership with Statkraft on green hydrogen and ammonia production in India and Brazil

## **Aker Horizons and portfolio well capitalized for growth, after closing of several transactions**

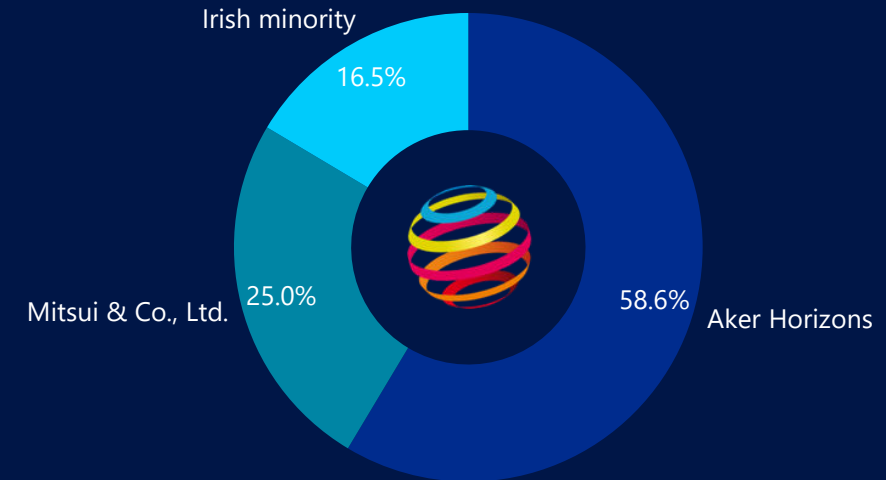
Aker Horizons available liquidity of NOK 9.6bn  
Mainstream unrestricted cash of EUR 597m  
Aker Carbon Capture cash balance of NOK 1.5bn



## Recent transactions

7 April	Closed equity injection from Mitsui & Co., into Mainstream of EUR 575m
10 May	Closed sale of remaining shares in REC Silicon, proceeds of NOK 1,402m
10 May	Closed sale of Rainpower to Aker Solutions
9 June	Closed sale of Aela Energia platform in Chile with proceeds of USD 114m
17 June	Closed merger between Aker Horizons, Aker Offshore Wind and Aker Clean Hydrogen
8 July	Signed agreements for combination of Mainstream and Aker Offshore Wind

### Mainstream post-transaction ownership

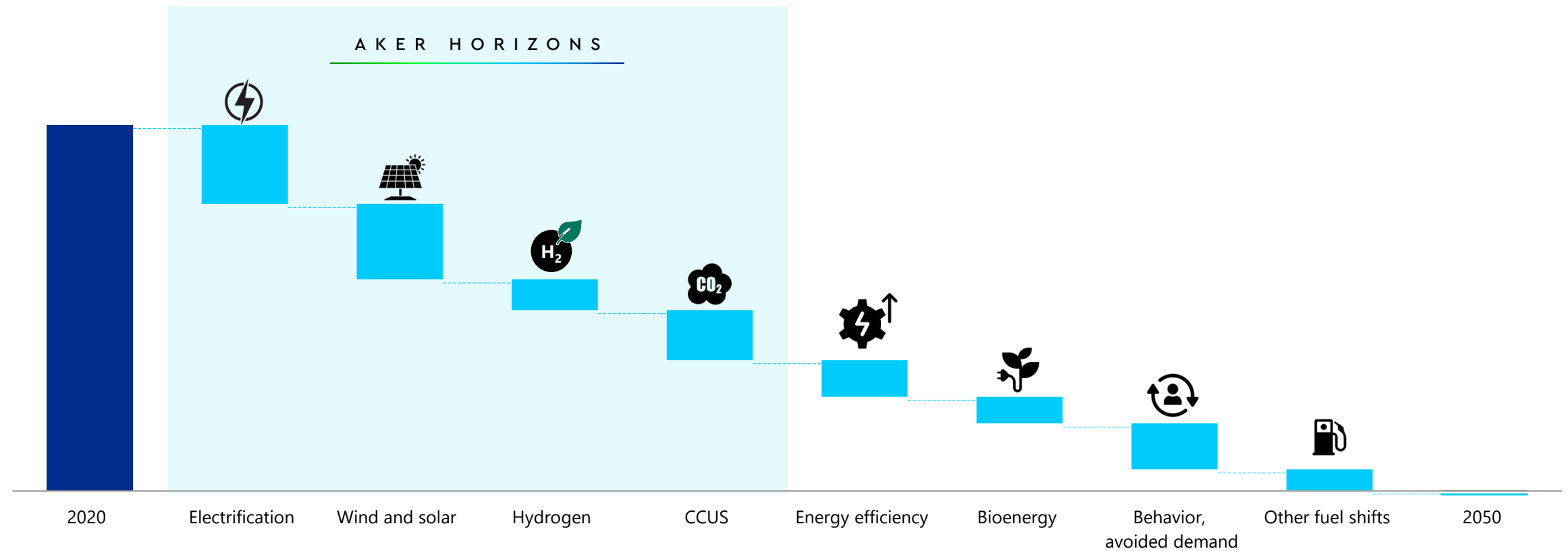


- Transaction value of EUR 2.3bn
  - Mainstream: EUR 2.1bn
  - Aker Offshore Wind: EUR 0.2bn
- Agreement signed 8 July, closing expected in August

# Aker Horizons accelerating Net Zero

## IEA Net Zero 2050 pathway

Gt CO<sub>2</sub>





# Aker Horizons focusing on three Net Zero levers



## Renewable energy

Backbone of decarbonization



### Mainstream Renewable Power

Renewable energy developer and operator with industry-leading wind capabilities incl. floating, market leader in Chile and South Africa



### SuperNode

Technology company developing superconducting cable systems for bulk power transfer to enable the electricity age



## Carbon capture

Decarbonize cement, gas- & waste-to-power



### Aker Carbon Capture

Carbon capture company delivering ready-to-use capture plants; two projects in construction, two projects in FEED phase



## Hydrogen hubs

Decarbonize steel, transportation, fertilizer and other industrial processes



### Aker Horizons Asset Development

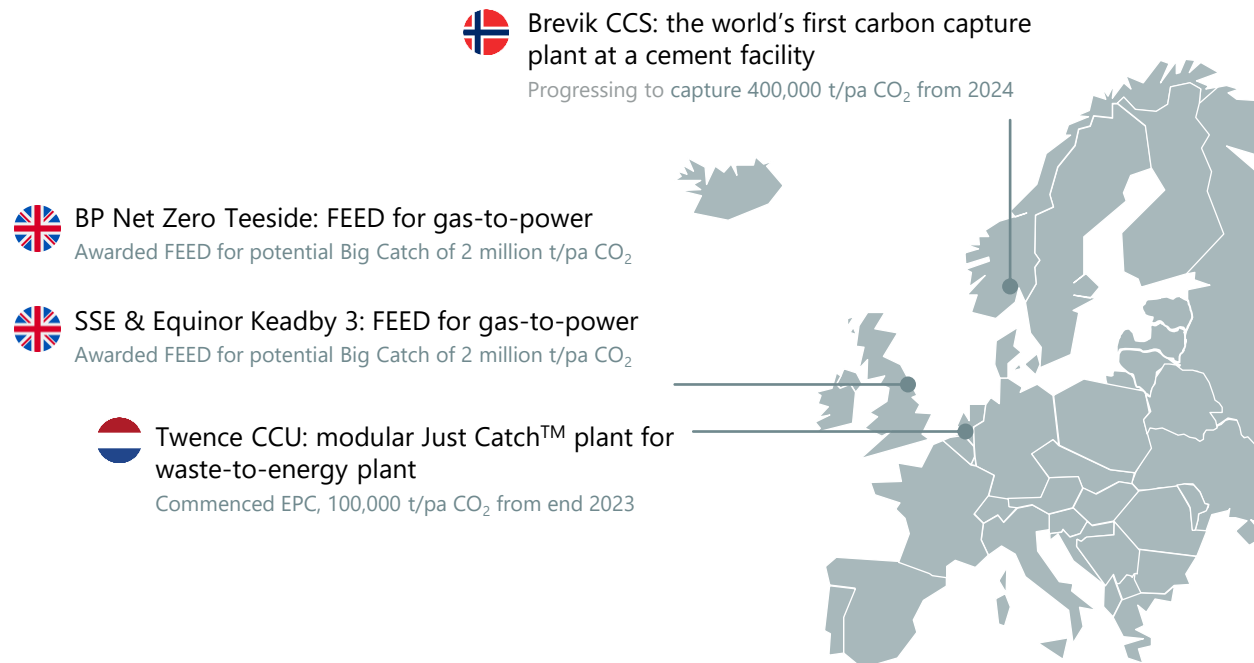
In-house asset development organization originating and developing hydrogen, ammonia, methanol, green iron, infrastructure and other green assets

# Aker Carbon Capture

## Transforming the carbon capture industry through standardization

- Carbon capture company delivering ready-to-use capture plants; two projects in construction
- Validated certified market-leading proprietary technology, >50,000 operative hours

### Key projects



## Aker Horizons' view

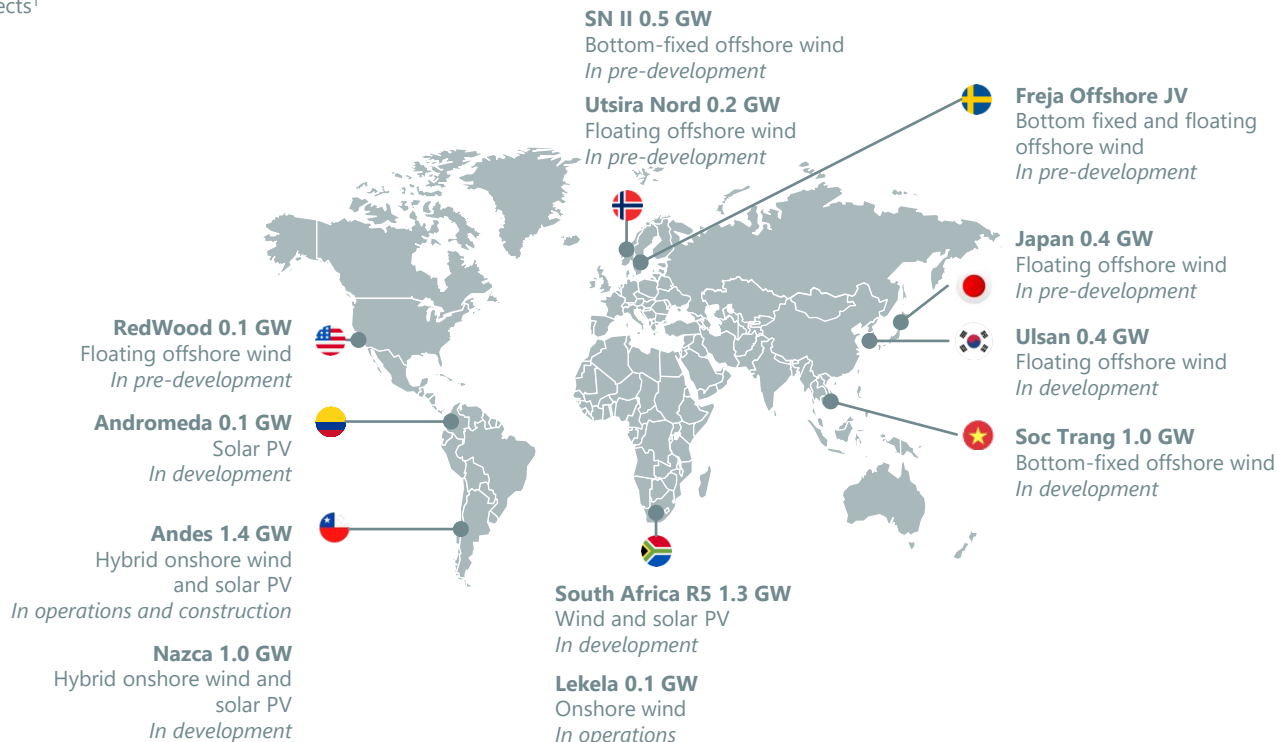
- Massive growth in carbon capture required to reach Net Zero by 2050. Carbon capture key to remove process emissions and decarbonize hard-to-abate industries such as cement and gas- and biomass-to-power
- Economics becoming viable with increased EU ETS and reduced cost; ACC's Just Catch modular system key contributor to cost reduction
- Innovative business models and holistic value chain approach to accelerate – Carbon Capture as a Service enables emitters to pay per tonne CO<sub>2</sub> captured

# Mainstream Renewable Power

## Building a Renewable Energy Major – driving the energy transition

- Industry-leading wind capabilities across onshore, bottom-fixed and floating offshore
- Market leader in Chile and South Africa renewables, and Vietnam offshore wind

Key projects<sup>1</sup>



Select partnerships



1. All figures shown on a net ownership basis at 30 June 2022

2. The merger of Mainstream and Aker Offshore Wind has been approved by the respective boards, EGM to be held on 15 July.



## Aker Horizons' view

- Renewable energy is the backbone of decarbonization
- Strong momentum as countries increasingly announce dedicated targets for development
- Mainstream a proven development engine – opening and shaping markets, building multi-technology GW portfolios
- Floating offshore wind will accelerate faster than expected once LCOE comes down. Mainstream leveraging five decades of offshore experience in Aker group
- High interest observed for renewable energy in private markets, as demonstrated by sale of Aela platform in Chile

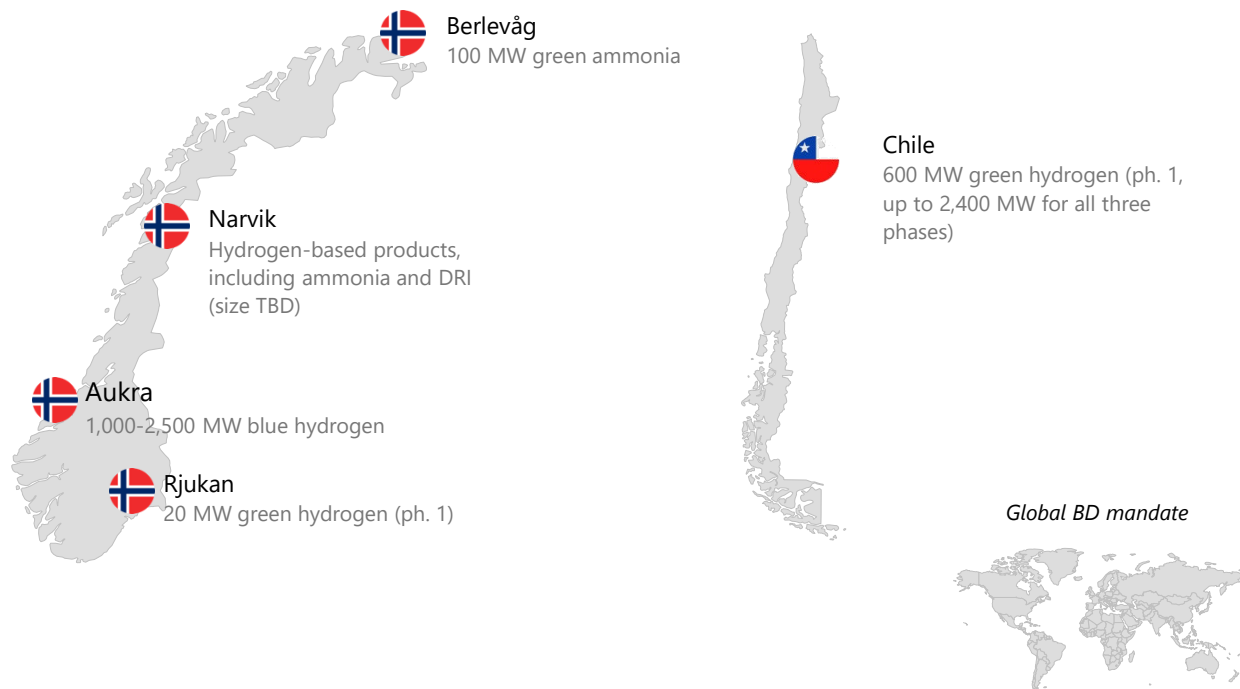


# Aker Horizons Asset Development

## Develop, build, own and operate decarbonization assets across hard-to-abate sectors

- Holistic and integrated value chain approach to accelerate Net Zero
- Large-scale projects financed with strategic and financial partners

### Key projects



## Aker Horizons' view

- Significant value creation potential in developing, building, owning and operating decarbonization assets
- Building on Aker and Aker Horizons' ability to realize large, complex and capex-intensive projects
- Hydrogen will play a significant part in the race to Net Zero and is ideal for decarbonization of many hard-to-abate sectors
- Moving downstream in the hydrogen value chain can increase margins and converts green energy to a green product with an existing market (e.g., iron). It also allows exports of low-cost energy to demand centers

Select partnerships



KUEHNE+NAGEL



AkerBP



VARANGER KRAFT




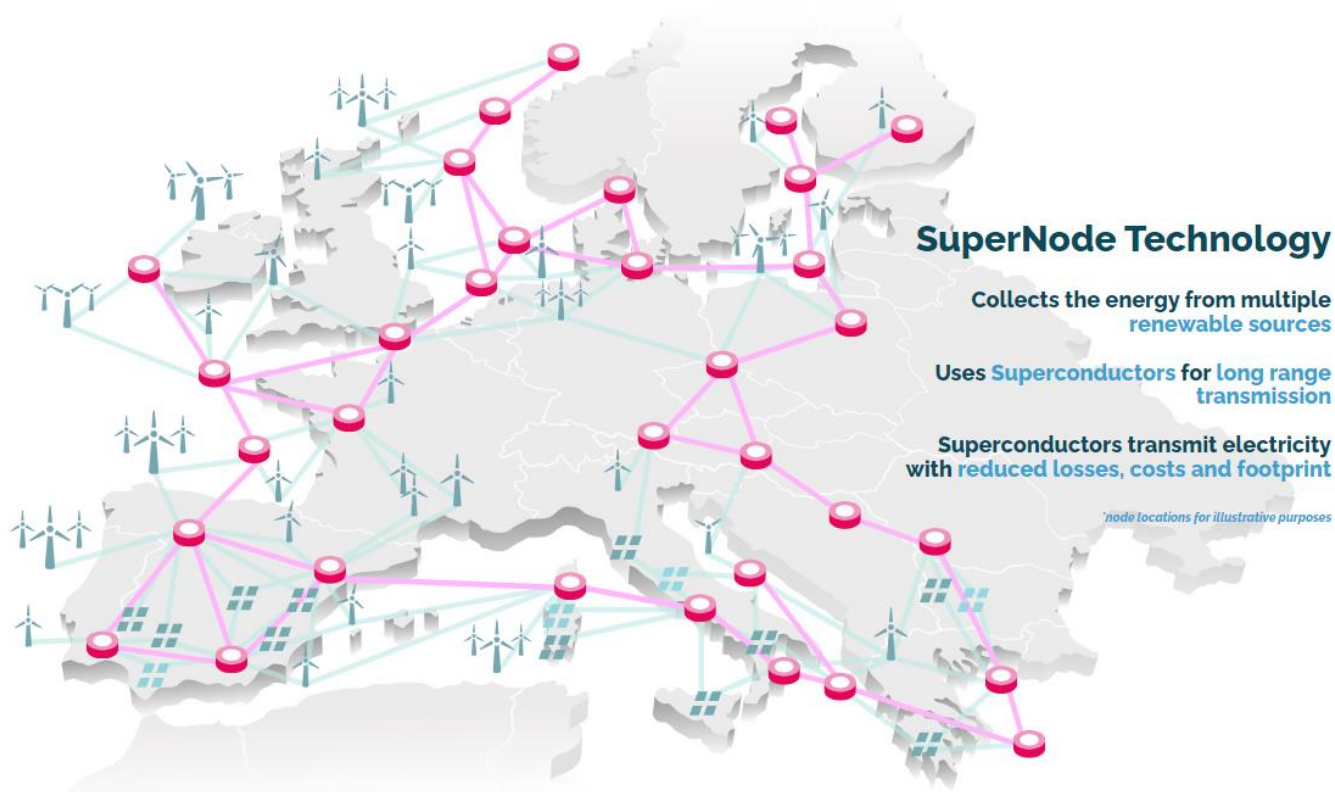
MAINSTREAM  
RENEWABLE  
POWER



# SuperNode

## Developing cable technology to enable the renewable electricity age

- Superconductor technology to conduct electricity with no resistance
- Proprietary cryostat designs, materials and heat management techniques



## Aker Horizons' view

- The combination of significantly increasing our renewable energy share and electrifying our economies is essential to decarbonisation – but if we continue adding renewable energy at our current pace, many of our grids will be overwhelmed by 2030



# Mainstream Renewable Power





# Mainstream Renewable Power

Leading pure-play renewable energy company

## Company highlights

- Mainstream and Aker Offshore Wind have agreed to combine, with transaction expected to close in August
- Combination brings: 80+ people, 2.1 GW projects, 3 new markets and complimentary markets
- 27 GW portfolio with combination of Mainstream and AOW
- 1.5 GW in operation and under construction
- 100 MW PPA signed for solar PV development in Colombia
- Aela JV sale completed in June with net proceeds of USD 114m
- Mitsui equity injection of EUR 575m closed in April
- Strengthening business in context of volatile global market conditions

Note: All figures shown are net ownership basis at 30 June 2022







# Mainstream and Aker Offshore Wind combination: Strong synergies to accelerate the energy transition

## **Agility & Robustness**

- Drive a fast paced and agile project development portfolio
- Streamlining early market development activities
- Increase digitalization, innovation and enhance safety

## **Capabilities & Experience**

- Deep complementary capabilities combining technical, development and execution track record
- Increased and aligned inhouse expertise (adding 80+ people) across the project life cycle to drive down LCOE

## **Footprint & Scale**

- Complementary geographical footprint with increased scale adding 2.1 GW of projects
- Harmonizing projects, unlocking significant synergies and project pipeline

## **Partners**

- Leveraging combined global network
- Broadening supply chain and partnership relationships
- Strengthening policy & government affairs efforts globally

# Strategy for the combined company: A leading global offshore wind player



Source, develop and operate offshore wind projects



Diversify portfolio across fixed and floating wind with a growth mix across greenfield, acquisition and partnerships



World class development & industrialization capabilities through Aker family and Mainstream's renewables track record



Maximize benefit of preferential rights to bankable floating foundation technology through ownership in Principle Power



Target early-mover strategy and experience in emerging markets to harvest value creation opportunities and build a strong track record as the industry matures



Accelerate market entry, drive local value creation, de-risk development and execution phases through partnerships



# 27 GW net<sup>1</sup> global portfolio

Addition of 2.1 GW from AOW



**Pre-Development**

**Development**

**Construction**

**Operational**

**9.8 GW**

**15.5 GW**

**0.8 GW**

**0.7 GW**

**Change since  
Q1 2022:**

**-0.1 GW**

**-**

**-0.1 GW**

Addition of AOW projects in  
South Korea (0.4 GW)  
combined with update to  
latest development status

Aela sale completion  
(133 MW)

1. Net capacity combining Mainstream's pre-development (8.0 GW), development (15.1 GW), construction (0.8 GW) and operational (0.7 GW) projects and Aker Offshore Wind's pre-development (1.8 GW) and development (0.4 GW) projects. The combination of both businesses is expected to close in Q3 2022.

Note: All figures shown at 30 June 2022

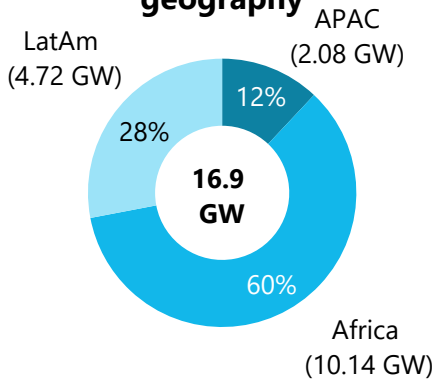




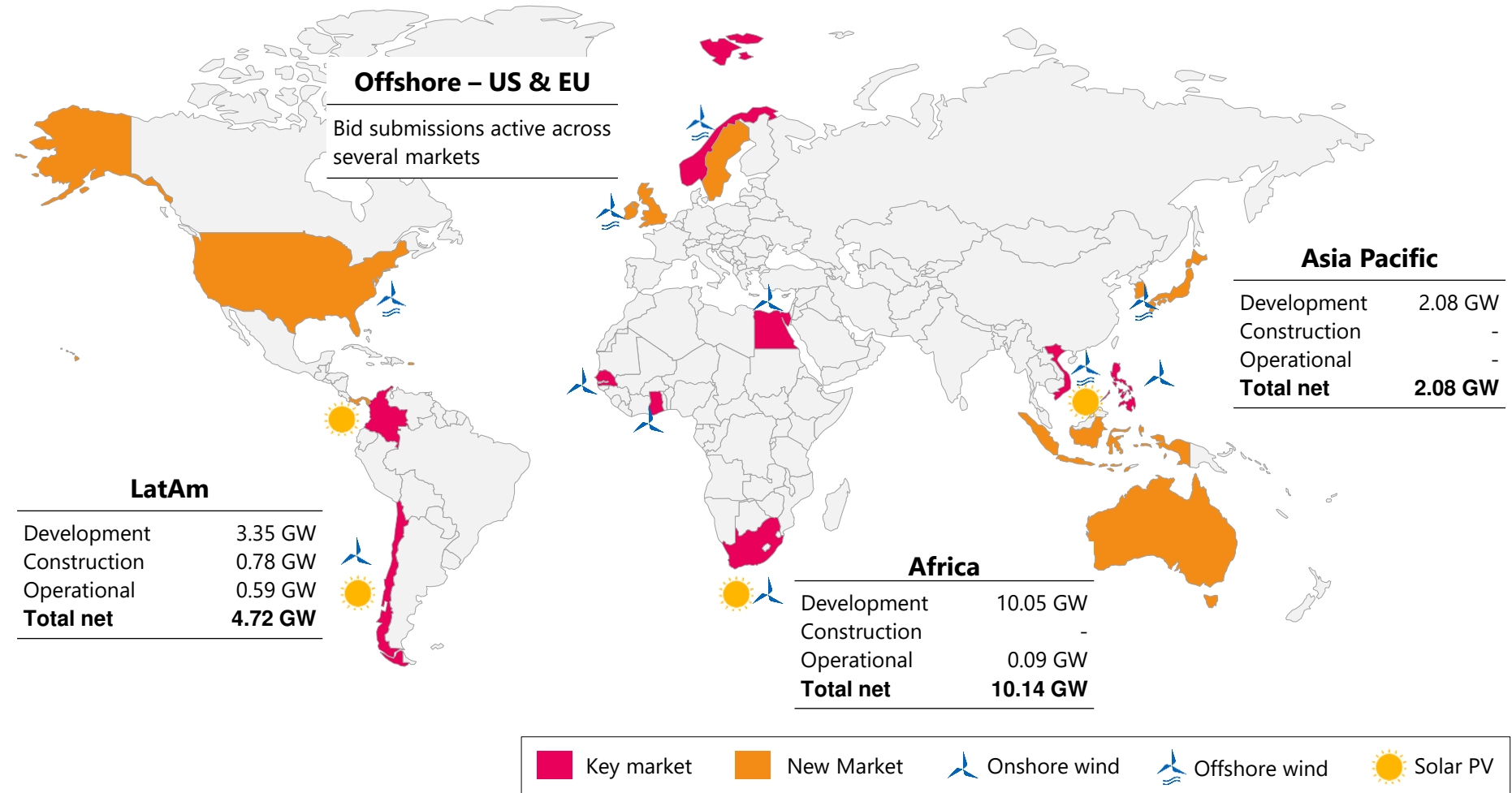
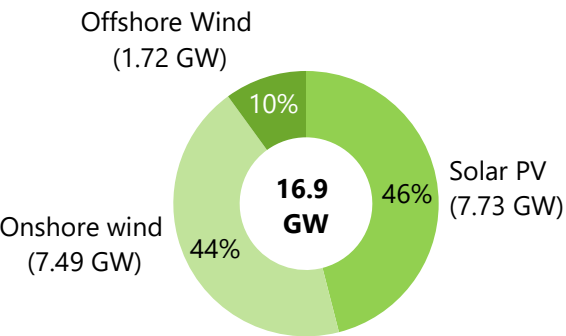
# Global pipeline of wind and solar assets

Pipeline reflects assets in development, construction and operation

Capacity distribution by geography



Capacity distribution by technology



Note: All figures shown on a net ownership basis at 30 June 2022

# Latin America



## Chile

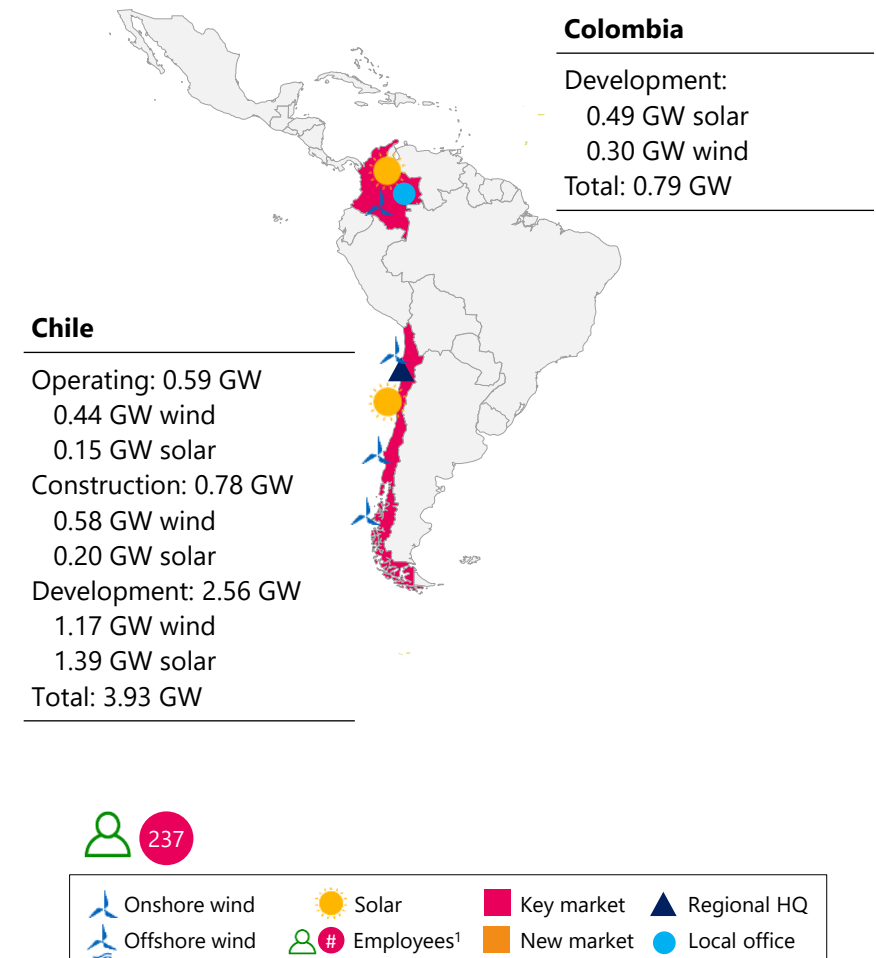
- 591 MW Condor portfolio fully operational
- First Huemul project expected to reach COD shortly, remaining Huemul projects and Copihue on track to complete construction in 2022/23
- Market currently experiencing spot price volatility – diversified portfolio approach provides mitigation
- Next phase of growth in LatAm with 1 GW Hybrid Renewable Energy Nazca Platform
- Humboldt portfolio expected to reach financial close in 2022

## Colombia

- Actively growing development pipeline of wind and solar assets in Colombia since 2019
- Exploring over 750 MW of development projects currently
- Progressing the 100 MW Andromeda project, which secured a 15-year private PPA

## Aela Sales Process

- Aela sale to Innergex completed in June with net proceeds of USD 114m



1. Total regional employees as of 30 June 2022  
Note: All figures shown on a net ownership basis at 30 June 2022

# Africa



## South Africa - Round 5

- 1.27 GW of Round 5 projects are being progressed, work continues across all key areas, grid, financing etc. to ensure full readiness for financial close
- Round 5 projects consists of 824 MW of wind and 450 MW of solar

## South Africa - Round 6 & bilateral opportunities

- Mainstream is actively exploring in excess of 1.25 GW of private PPA opportunities
- Bid submissions for REIPPP<sup>2</sup> Round 6 scheduled for August 2022 with announcement of Preferred Bidders expected c. two months thereafter

## Pan African platform Lekela Power

- Lekela platform has over 1 GW gross under construction or in operations
- Mainstream operates all of Lekela's operational projects in South Africa totalling 610 MW gross across 5 projects
- Sales process underway, transaction expected to close in 2022

### Senegal

Operating:  
0.02 GW wind

### Egypt

Operating:  
0.03 GW wind

### South Africa

Operating:  
0.04 GW wind  
Development: 10.05 GW  
4.87 GW wind  
5.18 GW solar  
Total: 10.09 GW



Onshore wind



Offshore wind



Solar



Key market



Employees<sup>1</sup>



New market



Regional HQ



Local office

1. Total regional employees as of 30 June 2022 2. Renewable Energy Independent Power Producer Procurement Programme (REIPPP)

Note: All figures shown on a net ownership basis at 30 June 2022



# Asia Pacific



## Vietnam

- Active presence in Vietnam with 1.7 GW pipeline of solar (Dak Nong) and offshore wind projects (Soc Trang)
- Market awaits upcoming Power Development Plan VIII (PDP 8), with latest draft committing to accelerate renewable energy

## South Korea

- AOW project Korea Floating Wind (KF Wind) recently secured Electric Business Licenses for 0.4 GW, a key step to realizing one of the world's first large scale commercial floating wind projects

## Regional Pipeline

- Japan: Market entry for Mainstream and AOW with the closing of the floating offshore wind project in Q1 2022
- Exploring further opportunities in the region

## Vietnam

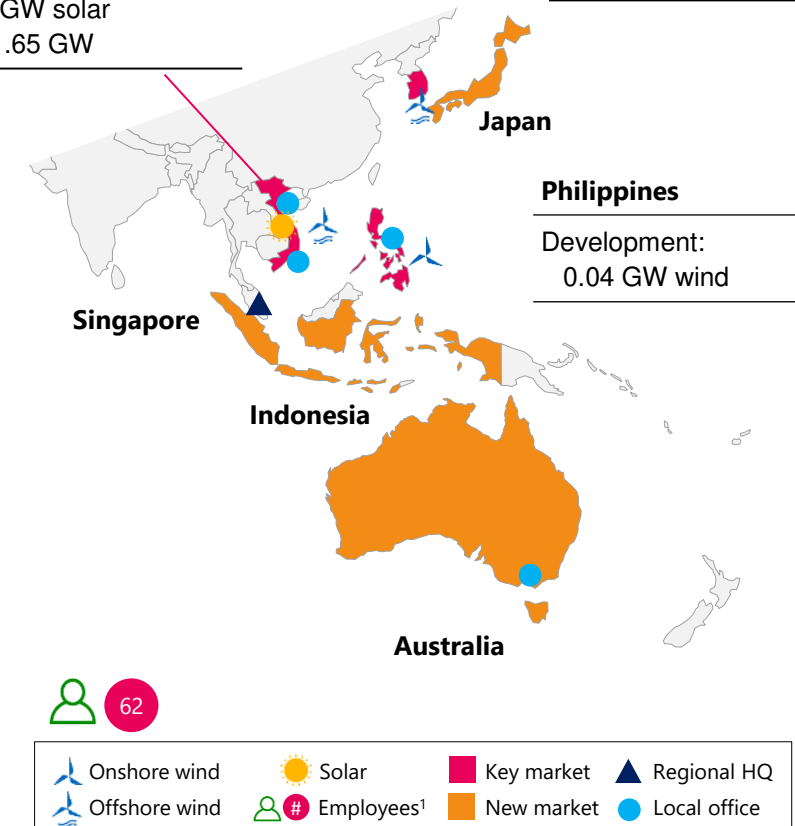
Development:  
1.33 GW offshore wind  
0.32 GW solar  
Total: 1.65 GW

## South Korea

Development:  
0.39 GW offshore wind

## Philippines

Development:  
0.04 GW wind



# Offshore Wind

## New markets from AOW

- 2.1 GW of projects being explored in Korea, Norway, Sweden, US and Japan

## South Korea

- Korea Floating Wind (KF Wind) secured Electric Business Licenses in South Korea for 0.4 GW

## Norway

- Ambition to award 30 GW by 2040, first offshore operational before 2030
- First allocation round award expected 2023, second allocation round expected 2025
- Consortium for Utsira Nord established with Statkraft and Ocean Winds
- Consortium for Sørilige Nordsjø 2 with Statkraft and bp

## Sweden

- Commencement of environmental surveys and offtake discussions
- Joint venture with Swedish company Hexicon AB

Note: All figures shown on a net ownership basis at 30 June 2022



Hornsea offshore wind farm, developed and consented by Mainstream, image courtesy of Ørsted

# Offshore Wind

## Japan

- Existing JV between AOW & MRP for floating offshore wind project Pelican (0.4 GW) – transaction allows holdings to be combined

## United States

- Plans announced for several offshore lease auctions over the next 3 years

## Ireland

- Exploring opportunities off the East, West and South Coasts of Ireland
- Currently reviewing potential strategic partners in advance of Phase 2 process

Note: All figures shown on a net ownership basis at 30 June 2022





# Asset Development





# Aker Horizons Asset Development

Developing hydrogen projects and other green assets

## Company highlights

- Aker Clean Hydrogen merged with Aker Horizons, establishing Aker Horizons Asset Development (AAD) to originate and develop decarbonization assets
- Agreed to establish JV with Nordkraft to develop sites for power-intensive industries as part of Green Industrial Hub in Northern Norway
- Civil work started at Kvandal site in Narvik to prepare for industrial development, first phase investments of more than NOK 160m
- Partnered with Statkraft to explore opportunities for green hydrogen and ammonia production in India and Brazil, targeting regional steel and fertilizer market as well as ammonia export
- Feasibility study on the large-scale green ammonia project in Chile kicked off with global engineering company



# Developments in key projects



NARVIK

## LARGE-SCALE GREEN INDUSTRIAL HUB

**CAPACITY:** TBA  
**PLANNED FID:** TBA  
**PARTNERS:** 100% AKH  
 (JV with Nordkraft for development of 5 sites)

- Acquired the rights to 8 industrial sites in Northern Norway
- Power-intensive large-scale industries being matured
- Agreed to establish JV with Nordkraft to develop sites for power-intensive industries
- Civil work commenced to prepare the Kvandal site for industrial development



BERLEVÅG

## GREEN AMMONIA TO DECARBONIZE THE ARCTIC

**CAPACITY:** 100 MW  
**PLANNED FID:** TBA  
**PARTNERS:** Varanger Kraft,  
 (Wartsila, Grieg, Store Norske)

- Norwegian electrification efforts are creating a large demand for new grid capacity, prolonging permit processes. This may affect phasing of the project
- Statnett working on regional plan for grid capacity with Finnmark as top priority
- Discussions with offtakers ongoing together with Grieg Edge as part of the plan of establishing a one-stop-shop for green fuels



AUKRA

## LARGE-SCALE BLUE HYDROGEN

**CAPACITY:** 1,000-2,500 MW  
**PLANNED FID:** 2024  
**PARTNERS:** Shell, CapeOmega

- Passed DG 0, next decision gate planned in December
- Strong business case identified at DG 0 with low LCOH
- Initiated dialogue with authorities on pipeline infrastructure to Germany
- Positive hydrogen market development in Europe



RJUKAN

## GREEN HYDROGEN TO DECARBONIZE EASTERN NORWAY

**CAPACITY:** 20-40 MW<sup>1</sup>  
**PLANNED FID:** 2023  
**PARTNERS:** 100% AKH  
 (Rjukan næringsutvikling, Tinn municipality)

- Secured land and competitive power agreement
- Concept select engineering work completed
- Discussions with offtakers ongoing
- Identified opportunities for by-products utilization, improving the business case



CHILE

## LARGE-SCALE GREEN AMMONIA

**CAPACITY:** 600 MW ph. 1<sup>2</sup>  
**PLANNED FID:** 2025  
**PARTNERS:** Mainstream Renewable Power

- Feasibility study kicked off with global engineering company
- Feasibility study for stable operation of ammonia plant concept commenced with DNV
- Land acquisition ongoing
- Initial discussions with offtake and infrastructure partners

PROJECT DATA

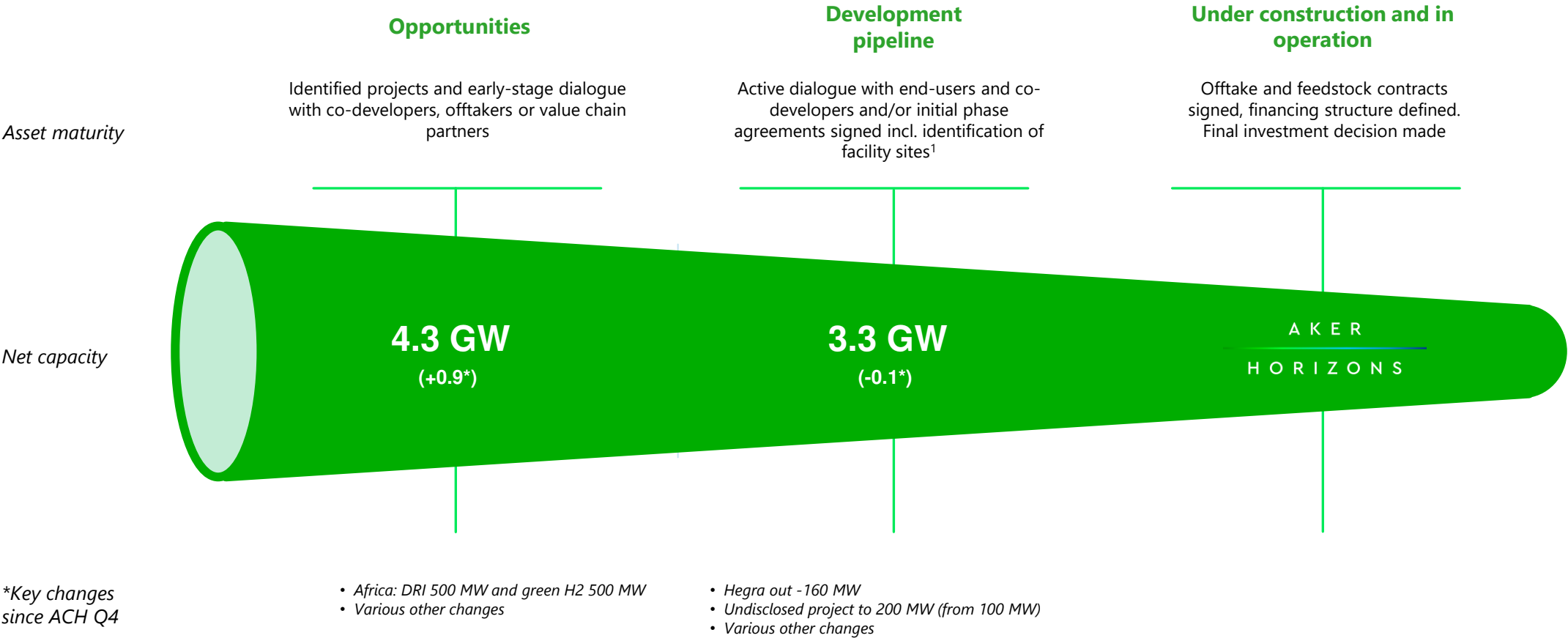
STATUS UPDATE

1. 20 MW in first phase  
 2. Up to 2,400 MW in total for all phases (600 + 600 + 1,200 MW)



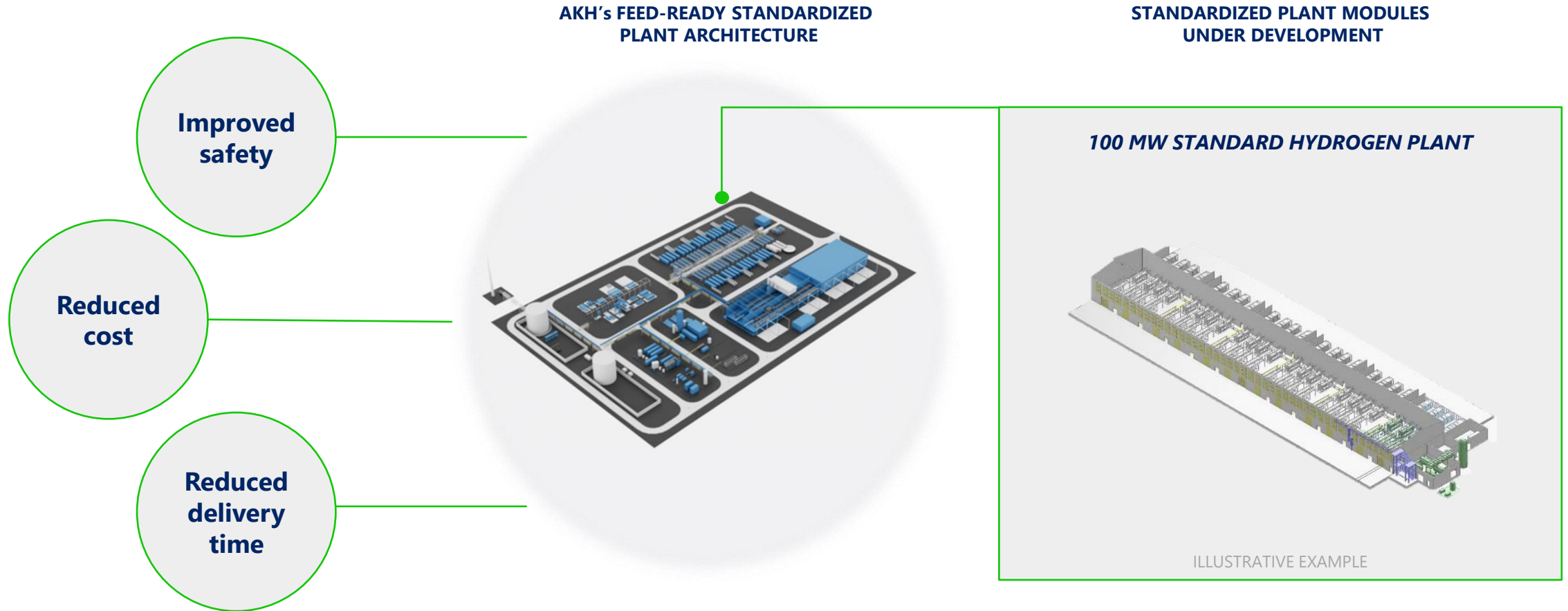


# Expanding the project funnel



1. Agreements relating to development pipeline include a mix of cooperation agreements and non-binding letters of intent setting out the purpose of the parties' cooperation to develop projects, but without firm obligations for the parties to execute the projects  
Note: Green iron (DRI) projects are included with its relative share of electrolyzer capacity

# Our standardized plant architecture with modularized hydrogen concept under development



# Aker Horizons Asset Development developing green value chains

FEEDSTOCK



ABATEMENT ASSETS



OFF-TAKE (TO MARKET)



Originate and develop integrated decarbonization assets

Build, own, and operate decarbonization assets, at scale

Drive value and secure competitive financing



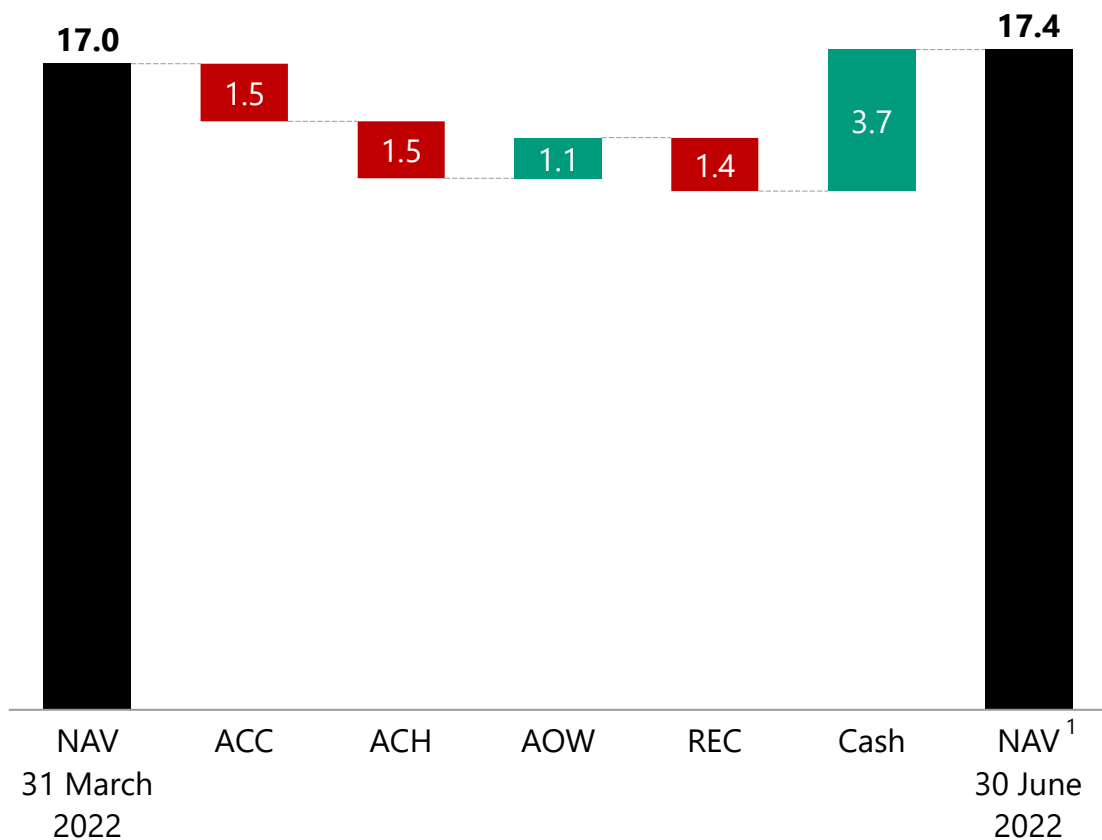
# Financials



# Portfolio development

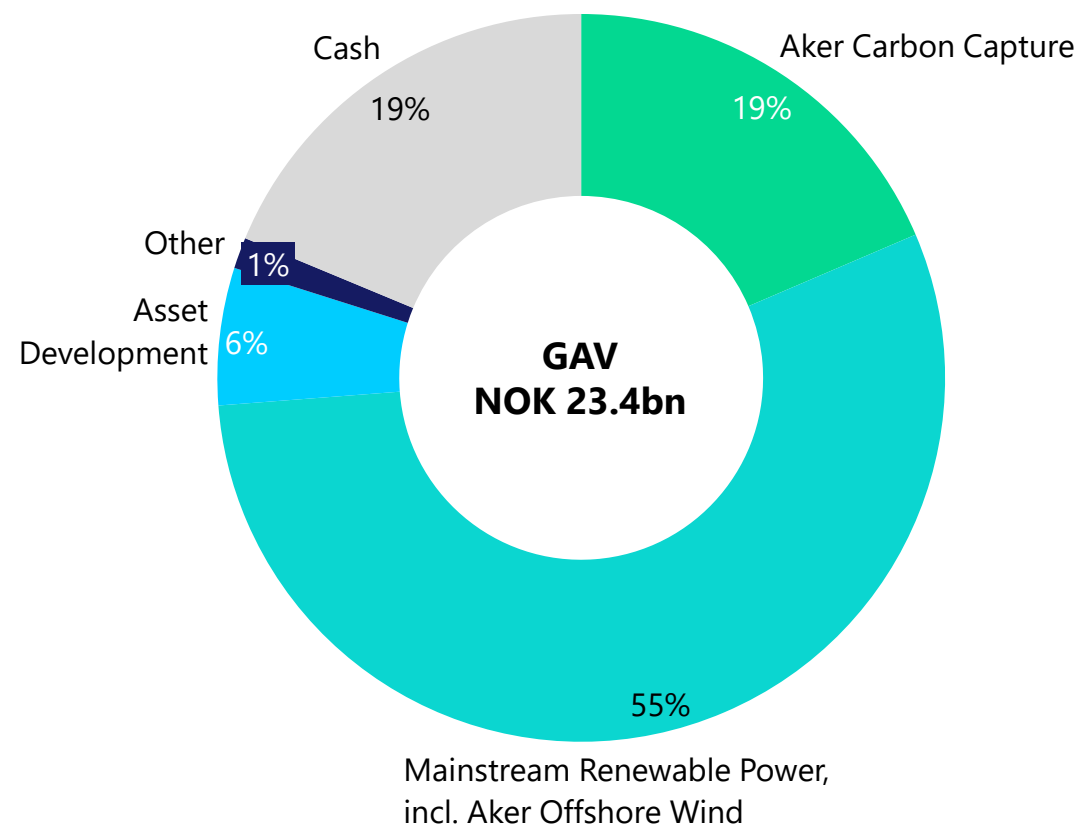
## Net asset value development

NOK billion, 31 March 2022 - 30 June 2022



## Gross asset value distribution

NOK billion, 30 June 2022



1. NAV determined by applying the market value of listed shares, most recent transaction value for non-listed assets subject to material transaction with third parties, and book value of other assets

# Aker Horizons and holding companies per Q2 2022

NOK million

<b>Income statement</b>	Q2 2022
Operating revenue	43
Operating expenses	(69)
EBITDA	(26)
Value change	(474)
Net other financial items	(93)
<b>Profit (loss) before tax</b>	<b>(593)</b>

<b>Balance sheet</b>	30 June 2022
Interest-bearing assets	27
Investments <sup>1</sup>	15,827
Current operating assets	277
Cash and cash equivalents	4,377
<b>Assets</b>	<b>20,508</b>
Equity	14,493
Interest-bearing debt	5,921
Non-interest bearing debt	94
<b>Equity and liabilities</b>	<b>20,508</b>

<b>Cash flow statement</b>	Q2 2022
<b>Cash flow from operating activities</b>	<b>(71)</b>
Payments for investments and loans	(155)
Proceeds from sale of shares	1,402
<b>Cash flow from investing activities</b>	<b>1,247</b>
<b>Cash flow from financing activities</b>	<b>-</b>
<b>Total cash flow in the period</b>	<b>1,176</b>
Revaluation of cash and cash equivalents	6
Cash in the beginning of the period <sup>2</sup>	3,196
<b>Cash and cash equivalents 30 Jun 2022</b>	<b>4,377</b>

1. Aker Horizons ASA and holding companies prepares and presents its accounts in accordance with the Norwegian Act and generally accepted accounting principles (GAAP), to the extent applicable. Accordingly, exchange-listed shares owned by Aker Horizons and holding companies are recorded in the balance sheet at the lower of market value and cost price

2. Includes cash in Aker Clean Hydrogen AS



# External financing

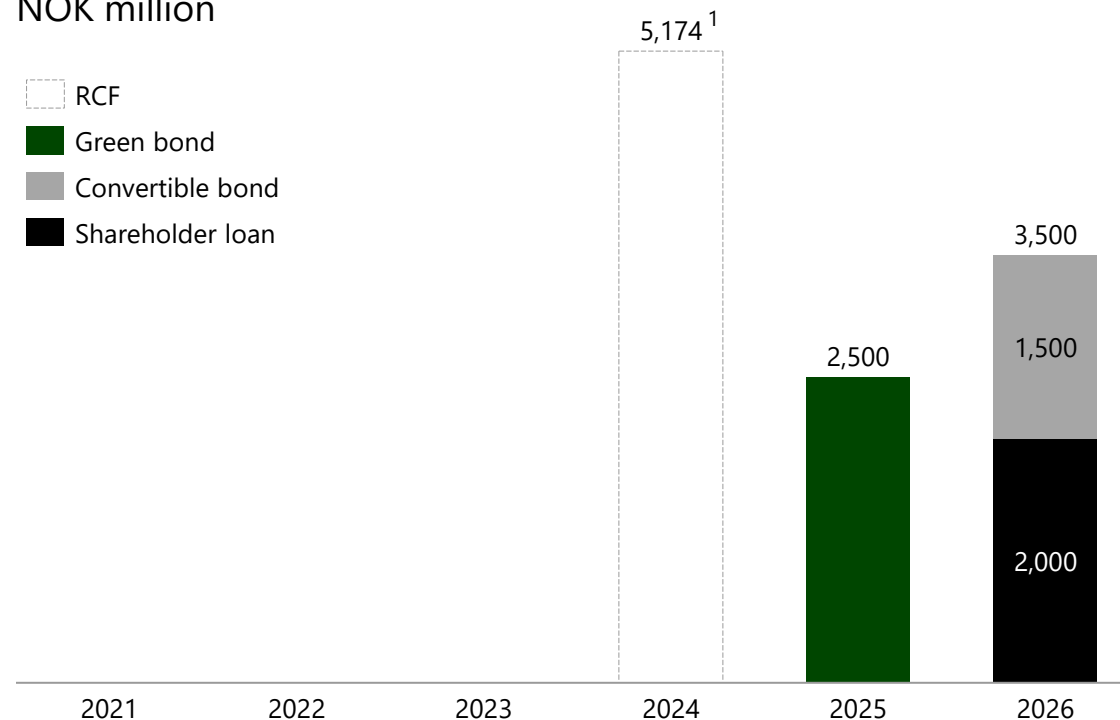
NOK million

## Overview of financing facilities

Debt	Total facility	Key terms
Subordinated shareholder loan	NOK 2,000m	6.0% coupon per annum, with deferral option against a 1.0% deferral fee
Subordinated convertible bond	NOK 1,500m	1.5% coupon per annum (PIK). Initial conversion price at NOK 43.75 per share
Senior unsecured green bond	NOK 2,500m	3m NIBOR + 325 bps coupon per annum
Revolving credit facility	EUR 500m	Accordion option to upsize the facility amount to EUR 600m. 3 years duration, with 1 + 1 year options

## Debt maturities

NOK million



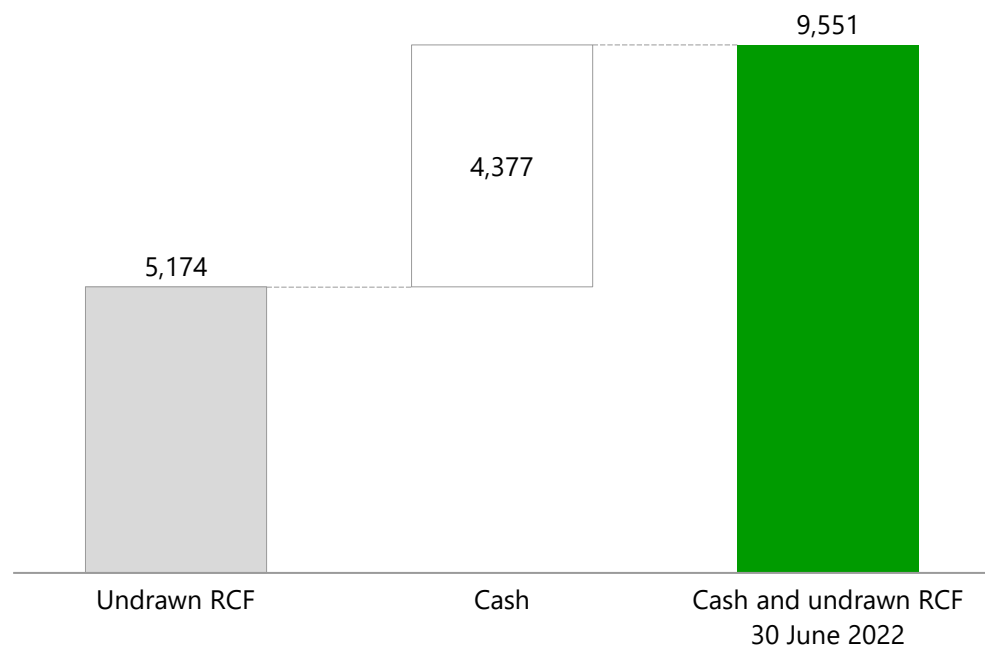
1. EURNOK of 10.3485 per 30 June 2022

# Liquidity and net interest-bearing debt

NOK million

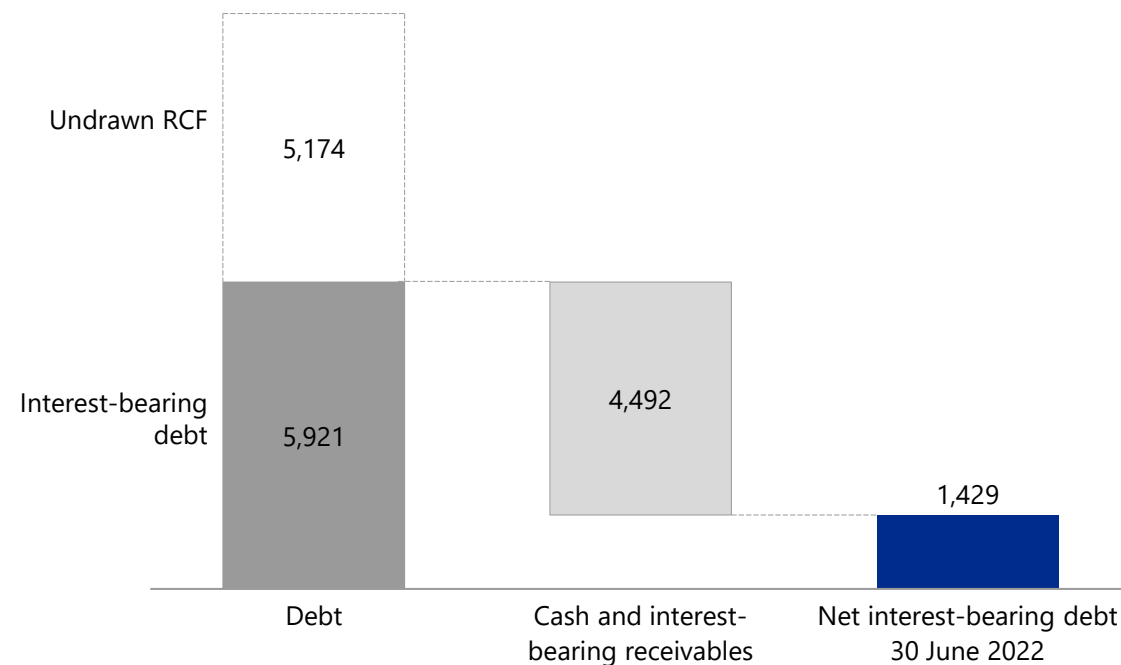
## Cash and undrawn RCF as of 30 June 2022

NOK million



## Net interest-bearing debt as of 30 June 2022

NOK million



# Capital structure

NOK billion



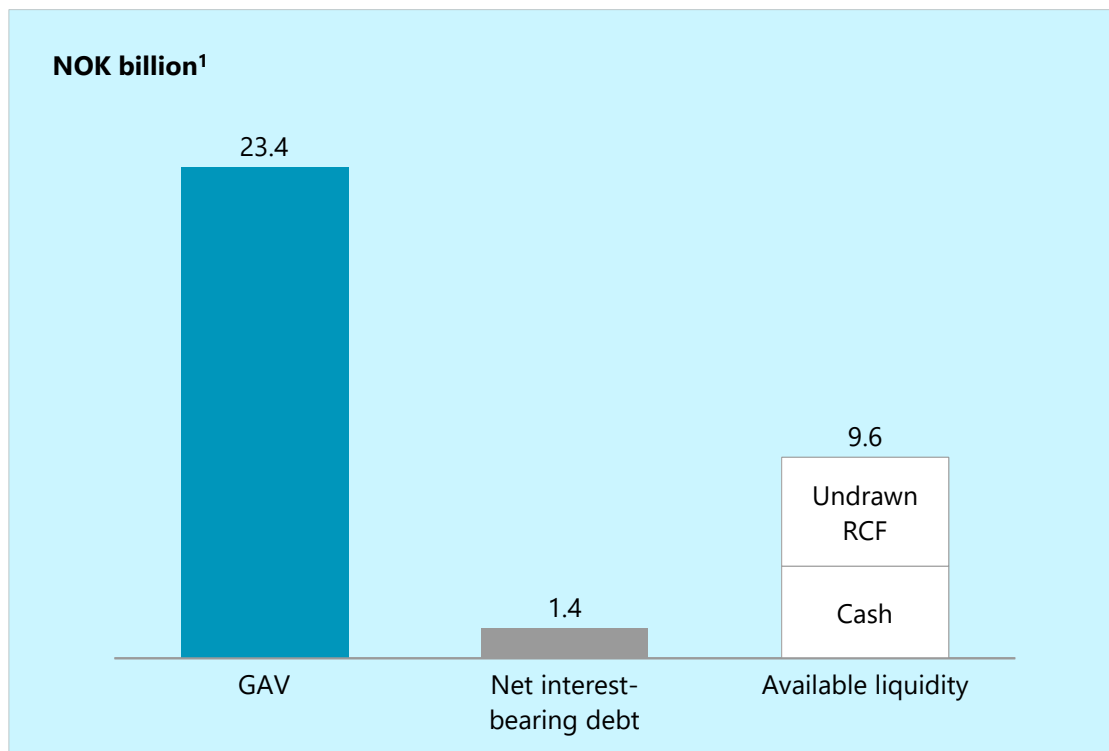
Covenant LTV<sup>1</sup> = -10% (vs. covenant of 50%)  
per 30 June 2022

1. RCF covenant LTV = (Senior interest-bearing debt - cash) / (market value of listed shares, most recent transaction value for non-listed assets subject to material transaction with third parties, and book value of other assets). Interest-bearing debt for the covenant calculation is net of fees. For the convertible bond, NOK 348m is booked as equity at inception

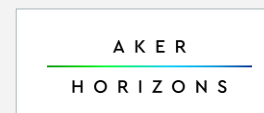


# Strong balance sheet and diversified access to capital

**Q2 2022**



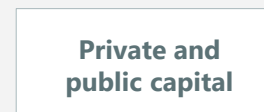
## Financing flexibility at lower cost



Significant available liquidity, strong balance sheet



Well funded, strategic owners in Aker Horizons and Mitsui



Access to deep, diverse and flexible capital pools



Infrastructure funds for energy transition assets

# Summary

## **Momentum for green energy and green industry increasing**

CO2 emissions at record levels<sup>1</sup> calls for increased climate action

Energy security concerns increasing

Several forceful actions launched including REPower EU

## **Several measures taken in 2022 to position Aker Horizons for growth**

Strengthened financial position; liquidity of NOK 9.6 billion

Simplified group structure with mergers of AOW and ACH and other sales

Merger of AOW and MRP creates strengthened offshore wind platform

Created project development muscle for GW-scale decarbonization projects

## **Turmoil across markets – risks to be managed, opportunities to be harnessed**

## **Aker Horizons going forward**

Deliver on value creation plans in ACC, MRP and SuperNode

Mature and grow Aker Horizons' pipeline of decarbonization projects

Extend business to additional Net Zero levers


Use M&A as tool to grow companies and projects in Aker Horizons

1. IEA Global Energy Review: CO2 Emissions in 2021





**Q&A**





# Additional information





# Aker Horizons Half-Year 2022 report



Please see Aker Horizons' website for Aker Horizons Half-Year 2022 report

# Aker Horizons' 2025 Ambitions



1. The 25 Mt CO<sub>2</sub>e target consists of two main elements: 10 Mt CO<sub>2</sub>e of emissions reductions enabled through CCUS and ~15 Mt CO<sub>2</sub>e from avoiding emissions in electricity generation. Both targets include Aker Horizons projects in operation and in construction (as defined Aker Horizons' accounting policy) – taking into account an expected/estimated/observed capacity factor. The approach is based on the current draft of the GHG Protocol and may be updated in the future.

Note: Targets measure total capital investments, projects in operation and construction and annual emissions reduction from projects in operation and construction respectively (as defined by Aker Horizons' accounting policy), originated by Aker Horizons and platform companies, before sell-downs. For other projects, Aker Horizons' or platform companies' pro rata share of projects is applied.



# Sustainability integrated in all we do

## Sustainability commitments across four core themes



### Planet-positive impact

- Our investment thesis is grounded in a desire to be planet-positive
- We commit to accelerating Net Zero



### Respect for people

- We are dedicated to respect for human rights
- We ensure diversity, inclusion and a secure working environment



### Prosperity for all

- We strive for our solutions to contribute to reduced economic inequality
- We engage in science, technology and innovation to support our sustainability agenda



### Good governance

- We ensure good corporate governance throughout our organization
- Planet-positive impact is a top strategic priority

Incorporated into **responsible investment decisions** and **active ownership measures**

Signatory of:



WE SUPPORT



Since 2021 Aker Horizons has been committed to the UN Global Compact corporate responsibility initiative and its principles in the areas of human rights, labor, the environment and anti-corruption

# Aker Horizons Net Asset Value

Per 30 June 2022, NOK million

	No. shares	Share Price	Market Cap	AH % ownership	AH Value	Per AH share
Aker Carbon Capture	604.2	16.6	10,024	43.3%	4,337	6.3
<b>Listed assets</b>			<b>10,024</b>		<b>4,337</b>	<b>6.3</b>
<b>Non-listed assets</b>				<b>AH % ownership</b>	<b>AH Value</b>	<b>Per AH share</b>
Mainstream <sup>2</sup>				54.4%	10,862	15.7
Aker Offshore Wind <sup>3</sup>				100%	2,043	3.0
Asset Development <sup>4</sup>				100%	1,425	2.1
Other					208	0.3
<b>Unlisted assets</b>					<b>14,538</b>	<b>21.1</b>
Cash and receivables					4,492	6.5
<b>GAV<sup>1</sup></b>					<b>23,367</b>	<b>33.8</b>
Liabilities <sup>5</sup>					(6,015)	(8.7)
<b>NAV</b>					<b>17,351</b>	<b>25.1</b>

1. Gross asset value is the sum of all assets determined by applying the market value of listed shares, most recent transaction value for non-listed assets subject to material transaction with third parties, and book value of other assets

2. Mainstream valuation of EUR 2.1bn on 100% basis, based on transaction valuation implied in Mitsui investment in the company 7 April 2022

3. Aker Offshore Wind is based on valuation in triangular merger (NOK 3.01 per share)

4. Asset Development is based on valuation of Aker Clean Hydrogen in triangular merger (NOK 5.49 per share), adjusted for cash, and investments in Aker Narvik NOK 191m

5. Interest-bearing debt is booked net of fees. For the convertible bond, NOK 348m was booked as equity at inception

# Mainstream project overview

Asset	Portfolio	Country	Technology	Gross Capacity (MW)	Economic interest	Net Capacity (MW)	P50 Production (GWh/y)	FC	COD	PPA Tariff <sup>6</sup>	PPA Volume (GWh)	PPA Tenor (years)
Operational												
Alena	Andes – Condor	Chile	Wind	86	100%	86	291	2019	2021	USD 43	528 <sup>1</sup>	20
Rio Escondido	Andes – Condor	Chile	Solar PV	145	100%	145	452	2019	2022	USD 43	528 <sup>1</sup>	20
Cerro Tigre	Andes – Condor	Chile	Wind	185	100%	185	463	2019	2022	USD 42	462 <sup>1</sup>	20
Tchamma	Andes – Condor	Chile	Wind	175	100%	175	456	2019	2022	USD 40	440 <sup>1</sup>	20
Loeriesfontein 2	Lekela R3	South Africa	Wind	138	5%	6.90	N/A	2015	2017	ZAR 766	N/A	20
Noupoort	Lekela R3	South Africa	Wind	79	5%	3.95	N/A	2015	2016	ZAR 1,031 <sup>3</sup>	N/A	20
Kangnas	Lekela R4	South Africa	Wind	140	7%	9.80	N/A	2018	2020	ZAR 670	N/A	20
Khobab	Lekela R3	South Africa	Wind	138	5%	6.90	N/A	2015	2017	ZAR 752	N/A	20
Perdekraal East	Lekela R4	South Africa	Wind	110	7%	7.70	N/A	2018	2020	ZAR 759	N/A	20
West Bakr (BOO)	Lekela	Egypt	Wind	252	13%	32.76	N/A	2019	2021	USD 40 <sup>4</sup>	N/A	20
Taiba	Lekela	Senegal	Wind	158	12%	18.96	N/A	2018	2020	USD 95 / 129 <sup>5</sup>	N/A	20
Operational Sub Total				1,606		678						
Construction												
Caman	Andes – Copihue	Chile	Wind	148.5	100%	148.5	514	2021	2023	USD 44	286 <sup>1,2</sup>	20
Ckani	Andes – Huemul	Chile	Wind	109	100%	109	354	2020	2023	USD 43	374 <sup>1</sup>	20
Llanos del Viento	Andes – Huemul	Chile	Wind	160	100%	160	453	2020	2022	USD 39	638 <sup>1</sup>	20
Puelche Sur	Andes – Huemul	Chile	Wind	156	100%	156	472	2020	2022	USD 39	638 <sup>1</sup>	20
Pampa Tigre	Andes – Huemul	Chile	Solar PV	100	100%	100	335	2020	2022	USD 39	638 <sup>1</sup>	20
Valle Escondido	Andes – Huemul	Chile	Solar PV	105	100%	105	345	2020	2022	USD 39	638 <sup>1</sup>	20
Construction Sub Total				780		778.5						
Total Operational and Construction				2,386		1,456.5						

1. For PPAs in Chile, DISCOs have the right but not the obligation to buy up to the contracted volume of the energy supplied by the generator. However, the DISCOs have the obligation to buy contracted energy prior to making spot market purchases and can only turn to the spot market when demand exceeds the contracted volume under existing PPAs.

2. Additional PPA in advanced discussions 3. 27% of the Noupoort PPA tariff is subject to indexation

4. 78% of tariff subject to indexation 5. 95 for years 1-16, 129 for years 17-20, (100% of tariff subject to indexation in year 1-16, 0% subject to indexation in year 17-20)

6. Base year for indexation: SA Round 3 2013, SA Round 4 2014, West Bakr 2014, Taiba 2018, and Andes Renovables projects 2016.



# Mainstream project overview

Asset	Portfolio	Country	Technology	Gross Capacity (MW)	Economic interest	Net Capacity (MW)	Target FC	Target COD	PPA Tariff <sup>6</sup>	PPA Volume (GWh)	PPA Term (years)
Late stage development <sup>7</sup>											
Caman 2	Andes - Copihue	Chile	Wind	58	100%	58	2022	2023	N/A	N/A	N/A
Entre Rios	Nazca - Humboldt	Chile	Wind	220	100%	220	2022	2023	N/A	650 <sup>8</sup>	16
Tata Inti	Nazca - Humboldt	Chile	Solar PV	78	100%	78	2022	2023	N/A	650 <sup>8</sup>	16
Andrómeda	Colombia	Colombia	Solar PV	100	100%	100	2023	2025	N/A	180	15
Kentani <sup>9</sup>	Round 5	South Africa	Solar PV	75	100%	75	2023	2025	ZAR 374.79	N/A <sup>10</sup>	20
Klipfontein <sup>9</sup>	Round 5	South Africa	Solar PV	75	100%	75	2023	2025	ZAR 374.79	N/A <sup>10</sup>	20
Klipfontein 2 <sup>9</sup>	Round 5	South Africa	Solar PV	75	100%	75	2023	2025	ZAR 374.79	N/A <sup>10</sup>	20
Leliehoek <sup>9</sup>	Round 5	South Africa	Solar PV	75	100%	75	2023	2025	ZAR 374.79	N/A <sup>10</sup>	20
Sonoblomo <sup>9</sup>	Round 5	South Africa	Solar PV	75	100%	75	2023	2025	ZAR 374.79	N/A <sup>10</sup>	20
Braklaagte <sup>9</sup>	Round 5	South Africa	Solar PV	75	100%	75	2023	2025	ZAR 374.79	N/A <sup>10</sup>	20
Sutherland <sup>9</sup>	Round 5	South Africa	Wind	140	100%	140	2023	2025	ZAR 428.27	N/A <sup>10</sup>	20
Trakas <sup>9</sup>	Round 5	South Africa	Wind	140	100%	140	2023	2025	ZAR 427.41	N/A <sup>10</sup>	20
Waaihoek <sup>9</sup>	Round 5	South Africa	Wind	140	100%	140	2023	2025	ZAR 529.78	N/A <sup>10</sup>	20
Rietrug <sup>9</sup>	Round 5	South Africa	Wind	140	100%	140	2023	2025	ZAR 428.27	N/A <sup>10</sup>	20
Beaufort West <sup>9</sup>	Round 5	South Africa	Wind	140	100%	140	2023	2025	ZAR 427.41	N/A <sup>10</sup>	20
Dwarsrug <sup>9</sup>	Round 5	South Africa	Wind	124	100%	124	2023	2025	ZAR 344.25	N/A <sup>10</sup>	20
Soc Trang Ph 1A	Vietnam	Vietnam	Offshore Wind	200	70%	140	2022	2024	N/A	N/A	N/A
Late stage development sub total				1,830		1,770					
Remaining development projects						13,702					
<b>Total Development</b>						<b>15,472</b>					

6. Base year for indexation: SA Round 5 projects is 2021

7. Refers to selected projects only. Late-stage development refers to stage 5 & 6 projects, i.e., those at permit application and pre-construction stage

8. Humboldt has a 16-year private 100% take –or –pay PPA

9. Round 5 projects awarded PPAs – Mainstream to develop and maintain a 25% economic interest under the terms of the JV with Globeleq / BEE shareholders post FC

10. PPA is full take-or-pay basis



# Disclaimer

This presentation includes and is based, inter alia, on forward-looking information and statements that are subject to risks and uncertainties that could cause actual results to differ. These statements and this presentation are based on current expectations, estimates and projections about global economic conditions, the economic conditions of the regions and industries that are major markets for Aker Horizons ASA and Aker Horizons ASA's (including subsidiaries and affiliates) lines of business. These expectations, estimates and projections are generally identifiable by statements containing words such as "expects", "believes", "intends", "may", "outlook", "plan", "strategy", "estimates" or similar expressions. Forward-looking statements include all statements other than statements of historical facts, including with respect to Covid-19 pandemic and its impacts, consequences and risks. You should not place undue reliance on these forward-looking statements. Our actual results could differ materially from those anticipated in the forward-looking statements for many reasons. Important factors that could cause actual results to differ materially from those expectations include, among others, economic and market conditions in the geographic areas and industries that are or will be major markets for Aker Horizons' businesses, market acceptance of new products and services, changes in governmental regulations, actions of competitors, the development and use of new technology, particularly in the renewable energy sector, inability to meet strategic objectives, interest rates, fluctuations in currency exchange rates and such other factors as may be discussed from time to time in the presentation. Although Aker Horizons ASA believes that its expectations and the presentation are based upon reasonable assumptions, it can give no assurance that those expectations will be achieved or that the actual results will be as set out in the presentation. Aker Horizons ASA is making no representation or warranty, expressed or implied, as to the accuracy, reliability or completeness of the presentation, and neither Aker Horizons ASA nor any of its directors, officers or employees will have any liability to you or any other persons resulting from your use. Any forward-looking statement and any other information included in this presentation speaks only as of the date on which such statement is made, and except as required by applicable law, we undertake no obligation to update any of these statements after the date of this presentation.

This presentation is being made only to, and is only directed at, persons to whom such presentation may be lawfully communicated ("relevant person"). Any person who is not a relevant person should not rely, act or make assessment on the basis of this presentation or anything included herein. This presentation does not constitute an offering of any of the securities described herein.

The Aker Horizons group consists of many legally independent entities, constituting their own separate identities. In this document we may sometimes use "Aker Horizons", "Group", "we" or "us" when we refer to Aker Horizons companies in general or where no useful purpose is served by identifying any particular Aker Horizons company.

